

ROBOT ENCLOSURES


Protect Your Workers from Injury

Meet ANSI B151.27 and R15.06 specifications

Framing is rigid 40 mm or 50 mm extrusion of fine-grained, 6160-alloy aluminum.

Panels are wire mesh or 6 mm clear polycarbonate to endure rough usage, yet allow full view of robot. Wire mesh is flat -welded steel with PVC coating.

Angle fittings lock enclosure components into extremely rigid structure.



Interlocks are recommended for all enclosures and are required to meet ANSI specifications.

Mechanical Switches, Light Curtains, Photo-Eyes and Floormat-Type Safety Shutoffs are available from Molders Choice.

© 2009 MOLDERS CHOICE, Inc.




24 Hour Service - 7 Days a week

1-800-809-4623

WebSite: www.molderschoice.com • Email: molders@molderschoice.com

ROBOT ENCLOSURES



Protect Your Robots from Damage

Industrial-Quality Construction

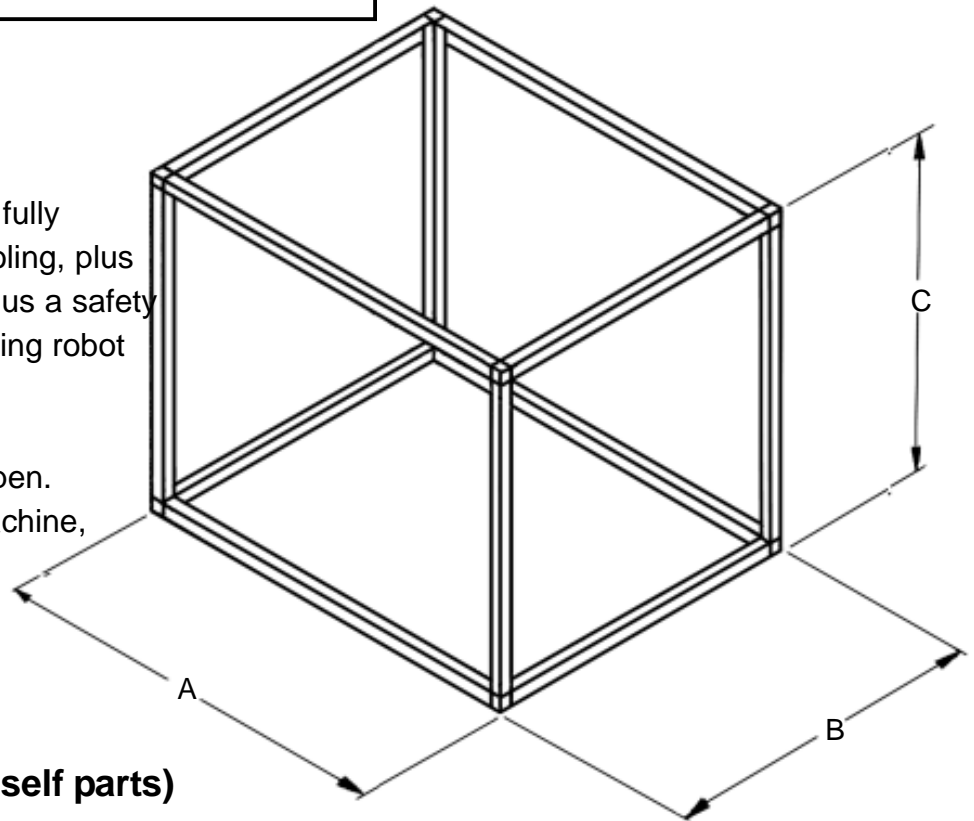
Custom-made in 2 to 3 weeks.

Send us your sketch or layout for quote.

We design and build your enclosure, or we supply the materials for you to build it yourself.

Enclosure size must allow room for fully extended robot, plus end-of-arm tooling, plus largest part that might be carried, plus a safety zone to prevent workers from reaching robot from outside enclosure.

Normally, tops of enclosures are open. When there is a walkway above machine, top of enclosure must be closed.



(See next page for Do-It-Yourself parts)

© 2009 MOLDERS CHOICE, Inc.



24 Hour Service - 7 Days a week

1-800-809-4623

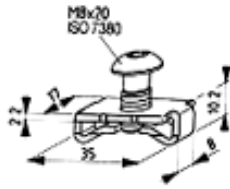
WebSite: www.molderschoice.com • Email: molders@molderschoice.com

ROBOT ENCLOSURES COMPONENTS

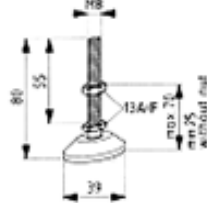
Build-It-Yourself Components for Enclosures



Part # **7000009**
#8 Profile
Natural finish
40 x 40 mm E
6m(19.7ft) long



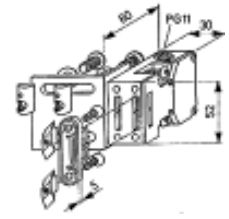
Part # **0002607**
#8 Std Fastening Set
Bright Zinc
40 x 40 mm




Part # **0036468**
D40 Knuckle Foot
Natural finish
8 x 60 mm




Part # **0019645**
#8
Adjustable Foot
L-Base style




Part # **0026512**
#8 Security Limit Switch
with Fastening Set



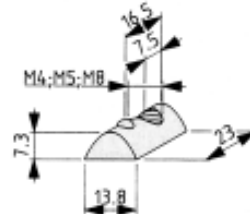
Part # **0002601**
#8 Cap
Black finish



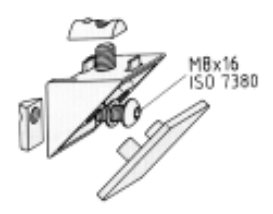
Part # **9000402**
1/4" x 4' x 8'
Clear Polycarbonate
Sheeting



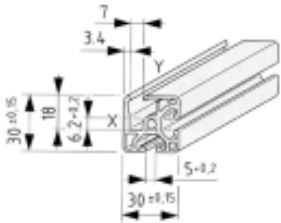
Part # **0042838**
3.8mm Steel Mesh
Galvanized finish
40 x 40 mm E



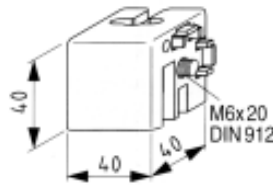
Part # **0002618**
#8 T-Slot Nut
M8



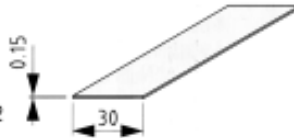
Part # **0041115**
#8 Connection
Element Set
40 x 40 mm E



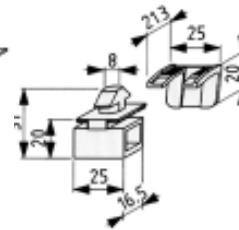
Part # **0043692**
#8 Clamp Profile
Natural finish
40 x 40 mm E
6m(19.7ft) long



Part # **0044476**
#8 Clamping Profile
Fastener, Natural finish
40 x 40 mm E



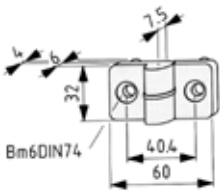
Part # **0044048**
#8 Clamp
Profile Tape
20 m(21.8 yds) long



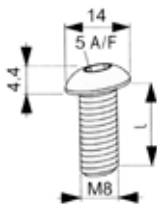
Part # **0019663**
#8
Clamp Multiblock
PA



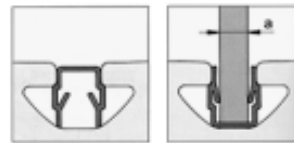
Part # **0002610**
#8 Hinge
PA, left



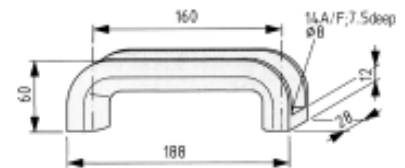
Part # **0002612**
#8 Hinge
PA, right



Part # **0019673**
M8 x 20
Button Head
Screw



Part # **0042224**
#8 Cover Profile /
Panel-Fixing Profile
2m(78.7") long



Part # **0019657**
#160
Handle PA

