






PRECISION ROTOFLOW™ ASSEMBLY/FITTINGS

	Port	Flow Rate		Quick Coupling	Part #	Price	
		(GPM)	(LPM)				
High Flow Turbine RotoFlow™ with Screen & Temperature Insert	1/4"	1 to 5	4 to 20		RCH-0404	\$206.00	
	3/8"	1 to 12	4 to 46		RCH-0606	\$206.00	
	1/2"	1 to 22	4 to 82		RCH-0808	\$206.00	
	3/4"	1 to 40	4 to 152		RCH-1212	\$206.00	
	1"	1 to 60	4 to 400		RCH-1616	\$206.00	
Low Flow Turbine RotoFlow™ with Screen and Temperature Insert	1/8"	.5 to 2.4	2 to 9		RCL-0202	\$206.00	
	1/4"	.5 to 5.2	2 to 20		RCL-0404	\$206.00	
	3/8"	.5 to 8	2 to 30		RCL-0606	\$206.00	
	1/2"	.5 to 10	2 to 38		RCL-0808	\$206.00	
Low-Low Flow Turbine RotoFlow™ with Screen and Temperature Insert	1/8"	.2 to .8	.8 to 3		RC6-0202	\$206.00	
	1/4"	.2 to 3.4	.8 to 14		RC6-0404	\$206.00	
	3/8"	.2 to 4.0	.8 to 15		RC6-0606	\$206.00	
High Flow Turbine RotoFlow™ with Screen and Temperature Insert and Quick Coupling Fittings	1/4"	1 to 5	4 to 20	QC Series	RCH-0404-C	\$227.00	
	3/8"	1 to 12	4 to 46	QC Series	RCH-0606-C	\$229.00	
	1/2"	1 to 22	4 to 82	QC Series	RCH-0808-C	\$242.00	
	3/4"	1 to 40	4 to 152	ST Series	RCH-1212-S	\$274.00	
	1"	1 to 60	4 to 400	ST Series	RCH-1616-S	\$291.00	
Low Flow Turbine RotoFlow™ with Screen and Temperature Insert and Quick Coupling Fittings	1/8"	.5 to 2.4	2 to 9	QC Series	RCL-0202-C	\$223.00	
	1/4"	.5 to 5.2	2 to 20	QC Series	RCL-0404-C	\$225.00	
	3/8"	.5 to 8	2 to 30	QC Series	RCL-0606-C	\$229.00	
	1/2"	.5 to 10	2 to 38	QC Serie	RCL-0808-C	\$242.00	
Low-Low Flow Turbine RotoFlow™ with Screen and Temperature Insert and Quick Coupling Fittings	1/8"	.2 to .8	.8 to 3	QC Series	RC6-0202-C	\$223.00	
	1/4"	.2 to 3.4	.8 to 14	QC Series	RC6-0404-C	\$225.00	
	3/8"	.2 to 4.0	.8 to 15	QC Series	RC6-0606-C	\$242.00	

© 2011 MOLDERS CHOICE, Inc.



24 Hour Service - 7 Days a week

1-800-809-4623

WebSite: www.molderschoice.com • Email: molders@molderschoice.com