







PRECISION ROTOFLOW™ ASSEMBLY/FITTINGS

	Port	FlowRate		Quick Coupling	Part #	Price
		(GPM)	(LPM)			
 <p>High Flow Turbine RotoFlow™</p>	1/4"	1 to 5	4 to 20		RFH-0404	\$142.00
	3/8"	1 to 12	4 to 46		RFH-0606	\$142.00
	1/2"	1 to 22	4 to 82		RFH-0808	\$142.00
	3/4"	1 to 40	4 to 152		RFH-1212	\$142.00
	1"	1 to 60	4 to 400		RFH-1616	\$142.00
	1-1/4"	1 to 60	4 to 400		RFH-2020	\$142.00
 <p>Low Flow Turbine RotoFlow™</p>	1/8"	.5 to 2.4	2 to 9		RFL-0202	\$142.00
	1/4"	.5 to 5.2	2 to 20		RFL-0404	\$142.00
	3/8"	.5 to 8	2 to 30		RLF-0606	\$142.00
	1/2"	.5 to 10	2 to 38		RLF-0808	\$142.00
 <p>Low-Low Flow Turbine RotoFlow™</p>	1/8"	.2 to .8	.8 to 3		RF6-0202	\$142.00
	1/4"	.2 to 3.4	.8 to 14		RF6-0404	\$142.00
	3/8"	.2 to 4.0	.8 to 15		RF6-0606	\$142.00
 <p>High Flow Turbine RotoFlow™ with Quick Coupling Fittings</p>	1/4"	1 to 5	4 to 20	QC Series	RFH-0404-C	\$165.00
	3/8"	1 to 12	4 to 46	QC Series	RFH-0606-C	\$165.00
	1/2"	1 to 22	4 to 82	QC Series	RFH-0808-C	\$178.00
	3/4"	1 to 40	4 to 152	ST Series	RFH-1212-S	\$192.00
	1"	1 to 60	4 to 400	ST Series	RFH-1616-S	\$217.00
	1-1/4"	1 to 60	4 to 400	ST Series	RFH-2020-S	\$242.00
 <p>Low Flow Turbine RotoFlow™ with Quick Coupling Fittings</p>	1/8"	.5 to 2.4	2 to 9	QC Series	RFL-0202-C	\$159.00
	1/4"	.5 to 5.2	2 to 20	QC Series	RFL-0404-C	\$161.00
	3/8"	.5 to 8	2 to 30	QC Series	RLF-0606-C	\$165.00
	1/2"	.5 to 10	2 to 38	QC Series	RLF-0808-C	\$178.00
 <p>Low-Low Flow Turbine RotoFlow™ with Quick Coupling Fittings</p>	1/8"	.2 to .8	.8 to 3	QC Series	RF6-0202-C	\$159.00
	1/4"	.2 to 3.4	.8 to 3	QC Series	RF6-0404-C	\$161.00
	3/8"	.2 to 4.0	.8 to 15	QC Series	RF6-0606-C	\$165.00

© 2011 MOLDERS CHOICE, Inc.





24 Hour Service - 7 Days a week

1-800-809-4623

 WebSite: www.molderschoice.com • Email: modlers@molderschoice.com

PRECISION ROTOFLOW™ ASSEMBLY/FITTINGS

	Port	FlowRate		Quick Coupling	Part #	Price	
		(GPM)	(LPM)				
High Flow Turbine <i>RotoFlow</i> ™ with Screen Insert	1/4"	1 to 5	4 to 20		RSH-0404	\$170.00	
	3/8"	1 to 12	4 to 46		RSH-0606	\$170.00	
	1/2"	1 to 22	4 to 82		RSH-0808	\$170.00	
	3/4"	1 to 40	4 to 152		RSH-1212	\$170.00	
	1"	1 to 60	4 to 400		RSH-1616	\$170.00	
Low Flow Turbine <i>RotoFlow</i> ™ with Screen Insert	1/8"	.5 to 2.4	2 to 9		RSL-0202	\$170.00	
	1/4"	.5 to 5.2	2 to 20		RSL-0404	\$170.00	
	3/8"	.5 to 8	2 to 30		RSL-0606	\$170.00	
	1/2"	.5 to 10	2 to 38		RSL-0808	\$170.00	
Low-Low Flow Turbine <i>RotoFlow</i> ™ with Screen Insert	1/8"	.2 to .8	.8 to 3		RS6-0202	\$170.00	
	1/4"	.2 to 3.4	.8 to 14		RS6-0404	\$170.00	
	3/8"	.2 to 4.0	.8 to 15		RS6-0606	\$170.00	
High Flow Turbine <i>RotoFlow</i> ™ with Screen Insert and Quick Coupling Fittings	1/4"	1 to 5	4 to 20	QC Series	RSH-0404-C	\$193.00	
	3/8"	1 to 12	4 to 46	QC Series	RSH-0606-C	\$193.00	
	1/2"	1 to 22	4 to 82	QC Series	RSH-0808-C	\$206.00	
	3/4"	1 to 40	4 to 152	ST Series	RSH-1212-S	\$220.00	
	1"	1 to 60	4 to 400	ST Series	RSH-1616-S	\$245.00	
Low Flow Turbine <i>RotoFlow</i> ™ with Screen Insert and Quick Coupling Fittings	1/8"	.5 to 2.4	2 to 9	QC Series	RSL-0202-C	\$187.00	
	1/4"	.5 to 5.2	2 to 20	QC Series	RSL-0404-C	\$189.00	
	3/8"	.5 to 8	2 to 30	QC Series	RSL-0606-C	\$193.00	
	1/2"	.5 to 10	2 to 38	QC Series	RSL-0808-C	\$206.00	
Low-Low Flow Turbine <i>RotoFlow</i> ™ with Screen Insert and Quick Coupling Fittings	1/8"	.2 to .8	.8 to 3	QC Series	RS6-0202-C	\$187.00	
	1/4"	.2 to 3.4	.8 to 14	QC Series	RS6-0404-C	\$189.00	
	3/8"	.2 to 4.0	.8 to 15	QC Series	RS6-0606-C	\$193.00	

© 2011 MOLDERS CHOICE, Inc.




24 Hour Service - 7 Days a week

1-800-809-4623

WebSite: www.molderschoice.com • Email: molders@molderschoice.com

PRECISION *ROTOFLOW*TM ASSEMBLY/FITTINGS

	Port	FlowRate		Quick Coupling	Part #	Price
		(GPM)	(LPM)			
 <p>High Flow Turbine <i>RotoFlow</i>TM with Temperature Insert</p>	1/4"	1 to 5	4 to 20		RTH-0404	\$178.00
	3/8"	1 to 12	4 to 46		RTH-0606	\$178.00
	1/2"	1 to 22	4 to 82		RTH-0808	\$178.00
	3/4"	1 to 40	4 to 152		RTH-1212	\$178.00
	1"	1 to 60	4 to 400		RTH-1616	\$178.00
	1-1/4"	1 to 60	4 to 400		RTH-2020	\$178.00
 <p>Low Flow Turbine <i>RotoFlow</i>TM with Temperature Insert</p>	1/8"	.5 to 2.4	2 to 9		RTL-0202	\$178.00
	1/4"	.5 to 5.2	2 to 20		RTL-0404	\$178.00
	3/8"	.5 to 8	2 to 30		RTL-0606	\$178.00
	1/2"	.5 to 10	2 to 38		RTL-0808	\$178.00
 <p>Low-Low Flow Turbine <i>RotoFlow</i>TM with Temperature Insert</p>	1/8"	.2 to .8	.8 to 3		RT6-0202	\$178.00
	1/4"	.2 to 3.4	.8 to 14		RT6-0404	\$178.00
	3/8"	.2 to 4.0	.8 to 15		RT6-0606	\$178.00
 <p>High Flow Turbine <i>RotoFlow</i>TM with Temperature Insert and Quick Coupling Fittings</p>	1/4"	1 to 5	4 to 20	QC Series	RTH-0404-C	\$200.00
	3/8"	1 to 12	4 to 46	QC Series	RTH-0606-C	\$200.00
	1/2"	1 to 22	4 to 82	QC Series	RTH-0808-C	\$214.00
	3/4"	1 to 40	4 to 152	ST Series	RTH-1212-S	\$228.00
	1"	1 to 60	4 to 400	ST Series	RTH-1616-S	\$245.00
	1-1/4"	1 to 60	4 to 400	ST Series	RTH-2020-S	\$256.00
 <p>Low Flow Turbine <i>RotoFlow</i>TM with Temperature Insert and Quick Coupling Fittings</p>	1/8"	.5 to 2.4	2 to 9	QC Series	RTL-0202-C	\$195.00
	1/4"	.5 to 5.2	2 to 20	QC Series	RTL-0404-C	\$197.00
	3/8"	.5 to 8	2 to 30	QC Series	RTL-0606-C	\$202.00
	1/2"	.5 to 10	2 to 38	QC Series	RTL-0808-C	\$214.00
 <p>Low-Low Flow Turbine <i>RotoFlow</i>TM with Temperature Insert and Quick Coupling Fittings</p>	1/8"	.2 to .8	.8 to 3	QC Series	RT6-0202-C	\$195.00
	1/4"	.2 to 3.4	.8 to 14	QC Series	RT6-0404-C	\$197.00
	3/8"	.2 to 4.0	.8 to 15	QC Series	RT6-0606-C	\$202.00

© 2011 MOLDERS CHOICE, Inc.









24 Hour Service - 7 Days a week

1-800-809-4623

 WebSite: www.molderschoice.com • Email: molders@molderschoice.com

PRECISION ROTOFLOW™ ASSEMBLY/FITTINGS

	Port	Flow Rate		Quick Coupling	Part #	Price	
		(GPM)	(LPM)				
High Flow Turbine RotoFlow™ with Screen & Temperature Insert	1/4"	1 to 5	4 to 20		RCH-0404	\$206.00	
	3/8"	1 to 12	4 to 46		RCH-0606	\$206.00	
	1/2"	1 to 22	4 to 82		RCH-0808	\$206.00	
	3/4"	1 to 40	4 to 152		RCH-1212	\$206.00	
	1"	1 to 60	4 to 400		RCH-1616	\$206.00	
Low Flow Turbine RotoFlow™ with Screen and Temperature Insert	1/8"	.5 to 2.4	2 to 9		RCL-0202	\$206.00	
	1/4"	.5 to 5.2	2 to 20		RCL-0404	\$206.00	
	3/8"	.5 to 8	2 to 30		RCL-0606	\$206.00	
	1/2"	.5 to 10	2 to 38		RCL-0808	\$206.00	
Low-Low Flow Turbine RotoFlow™ with Screen and Temperature Insert	1/8"	.2 to .8	.8 to 3		RC6-0202	\$206.00	
	1/4"	.2 to 3.4	.8 to 14		RC6-0404	\$206.00	
	3/8"	.2 to 4.0	.8 to 15		RC6-0606	\$206.00	
High Flow Turbine RotoFlow™ with Screen and Temperature Insert and Quick Coupling Fittings	1/4"	1 to 5	4 to 20	QC Series	RCH-0404-C	\$227.00	
	3/8"	1 to 12	4 to 46	QC Series	RCH-0606-C	\$229.00	
	1/2"	1 to 22	4 to 82	QC Series	RCH-0808-C	\$242.00	
	3/4"	1 to 40	4 to 152	ST Series	RCH-1212-S	\$274.00	
	1"	1 to 60	4 to 400	ST Series	RCH-1616-S	\$291.00	
Low Flow Turbine RotoFlow™ with Screen and Temperature Insert and Quick Coupling Fittings	1/8"	.5 to 2.4	2 to 9	QC Series	RCL-0202-C	\$223.00	
	1/4"	.5 to 5.2	2 to 20	QC Series	RCL-0404-C	\$225.00	
	3/8"	.5 to 8	2 to 30	QC Series	RCL-0606-C	\$229.00	
	1/2"	.5 to 10	2 to 38	QC Serie	RCL-0808-C	\$242.00	
Low-Low Flow Turbine RotoFlow™ with Screen and Temperature Insert and Quick Coupling Fittings	1/8"	.2 to .8	.8 to 3	QC Series	RC6-0202-C	\$223.00	
	1/4"	.2 to 3.4	.8 to 14	QC Series	RC6-0404-C	\$225.00	
	3/8"	.2 to 4.0	.8 to 15	QC Series	RC6-0606-C	\$242.00	

© 2011 MOLDERS CHOICE, Inc.



24 Hour Service - 7 Days a week

1-800-809-4623

WebSite: www.molderschoice.com • Email: molders@molderschoice.com

FlowReadout™

FlowReadout™

- Accurate Flow Measurement
- Gallons Per Minute (GPM) or
Liter Per Minute (LPM)



FlowReadout™

The FlowRead™ is a hand held, flow measuring instrument used with StackFlow™, StackValve™, StackController™ and RotoFlow™ products.

The infrared flow sensor responds to each pass of the rotary turbine blade. Each flow turbine assembly can be calibrated to its flow rate. The turbine assembly has inherent linear behavior, and requires no linearization for an accurate reading.

Additional features such as maximum and minimum flow, cumulative flow, and high or low flow alarms can be displayed. The measured values can be displayed in either English or Metric units. All selections and calibrations are done digitally on the keyboard.



Clip the flow sensor onto the turbine window.



Read your flow rate.

© 2009 MOLDERS CHOICE, Inc.



24 Hour Service - 7 Days a week

1-800-809-4623

WebSite: www.molderschoice.com • Email: molders@molderschoice.com

FlowReadout™

FlowReadout™ Specifications

Power:	9 VDC alkaline battery
	Current Draw: 30 mA
Battery life:	Approximately 10 hours
	Auto turn off after 3 minutes (can be disabled)
	Low Battery Indication (below 6VDC)
Display Accuracy:	± 1 digit
Display Repeatability:	± 1 digit
Display Units:	English or Metric
Display Select:	3 Blade Turbine: .01 Gallon, .01 Liter
	6 Blade Turbine: .01 Gallon, .01 Liter
Turbine Select:	3 Blade High
	3 Blade Low
	6 Blade Low
Cumulative Flow:	.1 to 144 hours
Time Units:	.1 hour (6 minutes)

Flow Input Sensor Specifications

Pick Up Type:	Infrared
Infrared Tuning:	Automatic, Self Adjusting
Input Sample Rate:	Once per 200ms
Display Update:	1 per second
Pick Up Status:	No pick up: Blank display (--)



Part # **FKR2002**

Price **\$610.00**

Clip onto RotoFlow™, StackFlow™, StackValve™, or StackController™



© 2009 MOLDERS CHOICE, Inc.



24 Hour Service - 7 Days a week

1-800-809-4623

WebSite: www.molderschoice.com • Email: molders@molderschoice.com