

MATERIAL HANDLING TUBING

Featuring durable Aluminum & Abrasion- and Corrosion-Resistant Stainless Steel Materials.



STAINLESS STEEL TUBING					ALUMINUM TUBING		
O.D.	GAUGE	PART NO.	PRICE PER FT.	WEIGHT (lbs)	PART NO.	PRICE PER FT.	WEIGHT (lbs)
1-1/4"	16	16WT125S	INQUIRE	.8	16ST125A	INQUIRE	.3
1-1/4"	11	11WT125S		1.5	11ST125A		.5
1-1/2"	16	16WT150S	ON	.9	16ST150A	ON	.3
1-1/2"	11	11WT150S		1.8	11ST150A		.6
1-3/4"	16	16WT175S	ALL	1.2	16ST175A	ALL	.4
1-3/4"	11	11WT175S		1.5	11ST175A		.7
2"	16	16WT200S	PRICING	1.3	16ST200A	PRICING	.4
2"	11	11WT200S		2.4	11ST200A		.9
2-1/8"	16	16WT212S	FLUCTUATION	1.5	16ST212A	FLUCTUATION	.5
2-1/8"	11	11WT212S		2.5	11ST212A		.9
2-1/2"	16	16WT250S	OF	1.7	16ST250A	OF	.6
2-1/2"	11	11WT250S		3.0	11ST250A		1.0
3"	16	16WT300S	STEEL	2.1	16ST300A	STEEL	.7
3"	11	11WT300S		3.6	11ST300A		1.2
3-1/2"	16	16WT350S	PRICING	2.4	16ST350A	PRICING	.8
3-1/2"	11	11WT350S		4.3	11ST350A		1.6
4"	16	16WT400S		2.7	16ST400A		.9
4"	11	11WT400S		4.9	11ST400A		1.8

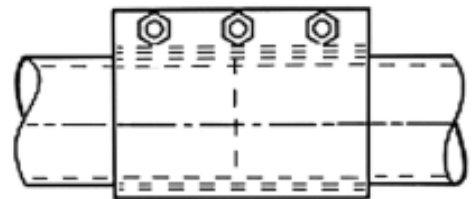
Larger O.D. pricing available upon request. STANDARD TUBING IN 20 FT. LENGTHS

COMPRESSION COUPLINGS

With Black Neoprene Liner & Stainless Steel Grounding Strip (for use in systems under 15psig)

PART NO.	TUBE O.D.	NO. OF BOLTS	COUPLING LENGTH	WEIGHT (lbs)	PRICE
15003B11	1-1/2"	3	6"	2.8	INQUIRE
17503B11	1/34"	3	6"	2.9	ON
20003B11	2"	3	6"	3.1	ALL
21253B11	2-1/8"	3	6"	3.2	PRICING
25003B11	2-1/2"	3	6"	3.4	DUE TO
30003B11	3"	3	6"	4.5	FLUCTUATION
35003B11	3-1/2"	3	6"	5.1	OF
40003B11	4"	3	6"	5.3	STEEL
					PRICING

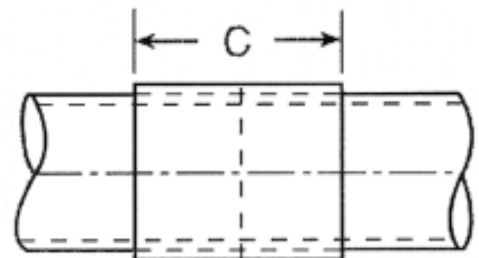
- Other Liners available for Hi-temp Applications
- Replacement Gaskets available



Larger & Smaller coupling pricing available upon request

SLIP COUPLINGS

PART NO.	COUPLING O.D.	C	WEIGHT (lb)	STAINLESS STEEL	ALUMINUM	WEIGHT (lbs)
SC-153	1-1/2"	3"	.2	INQUIRE	INQUIRE	.1
SC-173	1-3/4"	3"	.2			ON
SC-203	2"	3"	.3	ALL	ALL	.1
SC-213	2-1/8"	3"	.4	PRICING	PRICING	.2
SC-253	2-1/2"	3-1/2"	.5	DUE TO	DUE TO	.2
SC-303	3"	4"	.7	FLUCTUATION	FLUCTUATION	.3
SC-353	3-1/2"	4-1/2"	.9	OF	OF	.4
SC-403	4"	5"	1.2	STEEL	STEEL	.4
SC-503	5"	6"	2.0	PRICING	PRICING	.5
						.8



© 2009 MOLDERS CHOICE, Inc.



24 Hour Service - 7 Days a week

1-800-809-4623

WebSite: www.molderschoice.com • Email: modlers@molderschoice.com

Molecular Sieve DESICCANT

for Use with Most Hopper Dryers

Why Pay Inflated Prices from the OEM?

Highest Quality

Stocked in

- Type 4-A, 1/16" bead, 8-12 screen
- Type 4-A, 1/8" bead, 4-8 screen

Other types such as Type 13X available



PART#	DESCRIPTION	PRICE
MSD16-5	5-lb 1/16"-bead, 8-12 Screen, Type 4A	\$29.00
MSD16-25	25-lb 1/16"-bead, 8-12 Screen, Type 4A	\$135.00
MSD16-50	50-lb 1/16"-bead, 8-12 Screen, Type 4A	\$307.00
MSD16-300	300-lb 1/16"-bead, 8-12 Screen, Type 4A	\$1700.00
MSD18-5	5-lb 1/8"-bead, 4-8 Screen, Type 4A	\$41.00
MSD18-50	50-lb 1/8"-bead, 4-8 Screen, Type 4A	\$360.00
MSD18-300	300-lb 1/8"-bead, 4-8 Screen, Type 4A	\$1900.00



© 2009 MOLDERS CHOICE, Inc.

24 Hour Service - 7 Days a week

1-800-809-4623

WebSite: www.molderschoice.com • Email: modlers@molderschoice.com

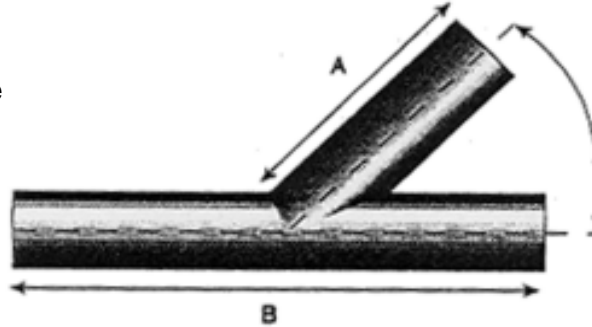
TUBE LATERALS

1-1/4" OD to 4" OD

Wall Thickness: 11 & 16 gauge

Degrees: 30, 45, 60

Ceramic Coating available

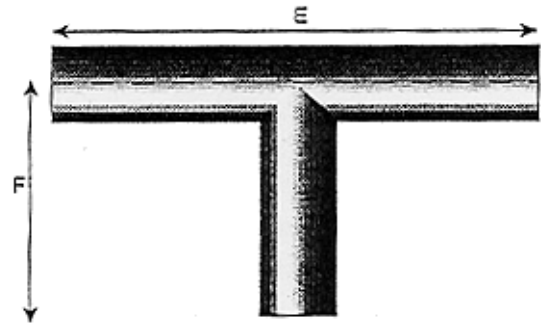


In STOCK!

NOTE: First two digits of part number below indicate gauge

PART NO.	OD	DEGREE	A	B	STAINLESS	ALUMINUM
16LAT1503	1-1/2"	30	8"	16"		
16LAT1501	1-1/2"	45	8"	16"		
16LAT1506	1-1/2"	60	8"	16"		
11LAT2003	2"	30	8"	16"		
11LAT2001	2"	45	8"	16"		
11LAT2006	2"	60	8"	16"		
16LAT2003	2"	30	8"	16"		
16LAT2001	2"	45	8"	16"		
16LAT2006	2"	60	8"	16"		
16LAT2253	2-1/4"	30	8"	16"		
16LAT2251	2-1/4"	45	8"	16"		
16LAT2256	2-1/4"	60	8"	16"		
11LAT2503	2-1/2"	30	8"	16"		
11LAT2501	2-1/2"	45	8"	16"		
11LAT2506	2-1/2"	60	8"	16"		
16LAT2503	2-1/2"	30	8"	16"		
16LAT2501	2-1/2"	45	8"	16"		
16LAT2506	2-1/2"	60	8"	16"		
11LAT3003	3"	30	10"	20"		
11LAT3001	3"	45	8"	16"		
11LAT3006	3"	60	8"	16"		
16LAT3003	3"	30	10"	20"		
16LAT3001	3"	45	8"	16"		
16LAT3006	3"	60	8"	16"		
11LAT3503	3-1/2"	30	10"	20"		
11LAT3501	3-1/2"	45	8"	16"		
11LAT3506	3-1/2"	60	8"	16"		
11LAT4003	4"	30	12"	24"		
11LAT4001	4"	45	10"	20"		
11LAT4006	4"	60	10"	20"		
16LAT4003	4"	30	12"	24"		
16LAT4001	4"	45	10"	20"		
16LAT4006	4"	60	10"	20"		

TUBE TEE'S



1-1/4" OD to 4" OD

Wall Thickness: 11 & 16 gauge

Degrees: 30, 45, 60

Ceramic Coating available

NOTE: First two digits of part number below indicate gauge

PART NO.	OD	E	F	STAINLESS	ALUMINUM
16TEE150	1-1/2"	16"	8"	INQUIRE	INQUIRE
16TEE175	1-3/4"	16"	8"	INQUIRE	INQUIRE
11TEE200	2"	16"	8"	ON	ON
16TEE200	2"	16"	8"	ALL	ALL
16TEE225	2-1/4"	16"	8"	PRICING	PRICING
11TEE250	2-1/2"	16"	8"	DUETO	DUETO
16TEE250	2-1/2"	16"	8"	DUETO	DUETO
11TEE300	3"	16"	8"	FLUCTUATION	FLUCTUATION
16TEE300	3"	16"	8"	OF	OF
11TEE350	3-1/2"	16"	8"	STEEL	STEEL
11TEE400	4"	16"	8"	PRICING	PRICING
16TEE400	4"	16"	8"	PRICING	PRICING

© 2009 MOLDERS CHOICE, Inc.



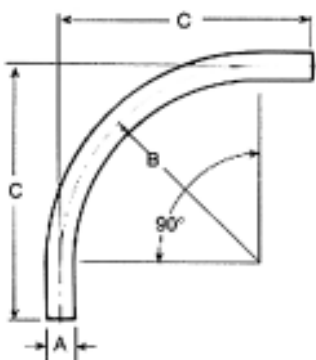
24 Hour Service - 7 Days a week
1-800-809-4623
 WebSite: www.molderschoice.com • Email: molders@molderschoice.com

STANDARD LONG RADIUS BENDS - 90°

11 & 16 GAUGE MATERIAL

1-1/4" OD
1-1/2" OD
1-3/4" OD
2" OD
2-1/8" OD
2-1/2" OD
3" OD
3-1/2" OD
4" OD

For larger ODs,
please call.



All standard bends have straight ends. Expanded ends are available upon request, except on 8" and 10" bends.

Nominal Standard Tangent is Two Times Tube OD, 6" minimum.

OD = Outside Diameter
CLR = Center Line Radius

All reference dimensions are nominal.

NOTE: First two digits of part number below indicate gauge

PART NO.	A O.D.	B CLR	C	WEIGHT S STEEL	STAINLESS	ALUMINUM	WEIGHT ALUM.
16-200182	2"	18"	24"	4.7	INQUIRE		1.6
11-200182	2"	18"	24"	8.4			2.2
16-200242	2"	24"	30"	5.8			2.0
11-200242	2"	24"	30"	10.5			3.6
16-200362	2"	36"	42"	8.1			2.8
11-200362	2"	36"	42"	14.6			5.0
16-212242	2-1/8"	24"	30"	5.3	ON		2.0
11-212242	2-1/8"	24"	30"	10.6			3.5
16-212362	2-1/8"	36"	42"	8.6			2.8
11-212362	2-1/8"	36"	42"	13.0	4.9		
16-250242	2-1/2"	24"	30"	7.0	ALL		2.4
11-250242	2-1/2"	24"	30"	12.6			4.5
16-250362	2-1/2"	36"	42"	9.2			3.3
11-250362	2-1/2"	36"	42"	16.9			5.7
16-300242	3"	24"	30"	8.5	PRICING		2.8
11-300242	3"	24"	30"	14.4			5.1
16-300302	3"	30"	36"	10.4	DUE TO		3.5
11-300302	3"	30"	36"	18.2			6.3
16-300362	3"	36"	42"	11.6			4.0
11-300362	3"	36"	42"	21.1			7.3
16-300482	3"	48"	54"	15.3			5.1
11-300482	3"	48"	54"	26.9			8.8
16-350302	3-1/2"	30"	37"	11.9	OF		4.1
11-350302	3-1/2"	30"	37"	21.7			8.0
16-350362	3-1/2"	36"	43"	14.0			4.9
11-350362	3-1/2"	36"	43"	25.5			9.0
16-350482	3-1/2"	48"	55"	17.5			6.2
11-350482	3-1/2"	48"	55"	32.3	12.0		
16-400242	4"	24"	32"	12.6	STEEL		4.5
11-400242	4"	24"	32"	22.3			8.5
16-400302	4"	30"	38"	13.5	PRICING		5.0
11-400302	4"	30"	38"	26.2			9.0
16-400362	4"	36"	44"	16.5			5.9
11-400362	4"	36"	44"	33.2			10.4
16-400482	4"	48"	56"	20.5			7.2
11-400482	4"	48"	56"	37.7			13.5

Other items available. . .
Call Molders Choice

Coating available for highly abrasive materials

© 2009 MOLDERS CHOICE, Inc.



24 Hour Service - 7 Days a week

1-800-809-4623

WebSite: www.molderschoice.com • Email: molders@molderschoice.com

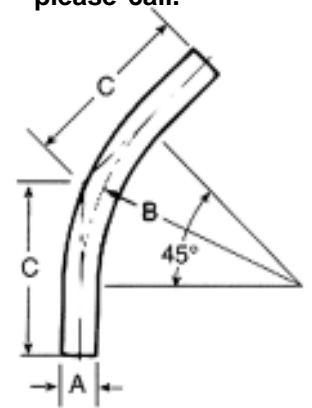
STANDARD LONG RADIUS BENDS - 45°

NOTE: First two digits of part number below indicate gauge

11 & 16 GAUGE MATERIAL

- 1-1/4" OD
- 1-1/2" OD
- 1-3/4" OD
- 2" OD
- 2-1/8" OD
- 2-1/2" OD
- 3" OD
- 3-1/2" OD
- 4" OD

For larger ODs, please call.



All standard bends have straight ends. Expanded ends are available upon request, except on 8" and 10" bends.

Nominal Standard Tangent is Two Times Tube OD, 6" minimum.

OD = Outside Diameter
CLR = Center Line Radius

All reference dimensions are nominal.

Other items available. . .
Call Molders Choice

PART NO.	A OD	B CLR	C	WEIGHT S STEEL	STAINLESS ALUMINUM	WEIGHT ALUM
16-200181	2"	18"	13-7/16"	3.1	INQUIRE	1.6
11-200181	2"	18"	13-7/16"	5.5		2.9
16-200241	2"	24"	15-15/16"	3.7		2.0
11-200241	2"	24"	15-15/16"	6.6		3.6
16-200361	2"	36"	20-15/16"	4.8		2.8
11-200361	2"	36"	20-15/16"	8.7		5.0
16-212241	2-1/8"	24"	15-15/16"	3.8	ON	3.1
11-212241	2-1/8"	24"	15-15/16"	6.6		2.0
16-212361	2-1/8"	36"	20-15/16"	4.8		1.6
11-212361	2-1/8"	36"	20-15/16"	7.8	2.8	
16-250241	2-1/2"	24"	15-15/16"	4.3	ALL	1.5
11-250241	2-1/2"	24"	15-15/16"	7.8		2.8
16-250361	2-1/2"	36"	20-15/16"	5.0		1.7
11-250361	2-1/2"	36"	20-15/16"	9.7		3.3
16-300241	3"	24"	15-15/16"	5.0	PRICING	1.7
11-300241	3"	24"	15-15/16"	9.0		3.0
16-300301	3"	30"	18-7/16"	5.5	DUE TO FLUCTUATION	1.8
11-300301	3"	30"	18-7/16"	10.9		3.6
16-300361	3"	36"	20-15/16"	6.8		2.4
11-300361	3"	36"	20-15/16"	12.4		4.3
16-300481	3"	48"	25-7/8"	8.5		2.9
11-300481	3"	48"	25-7/8"	15.8		5.0
16-350301	3-1/2"	30"	19-7/16"	7.4	OF	2.5
11-350301	3-1/2"	30"	19-7/16"	14.4		4.9
16-350361	3-1/2"	36"	21-15/16"	8.4		2.9
11-350361	3-1/2"	36"	21-15/16"	15.3		5.4
16-350481	3-1/2"	48"	26-7/8"	10.2		3.6
11-350481	3-1/2"	48"	26-7/8"	18.6	6.9	
16-400241	4"	24"	17-15/16"	8.5	STEEL	3.0
11-400241	4"	24"	17-15/16"	15.7		5.8
16-400301	4"	30"	20-7/16"	9.1	PRICING	3.1
11-400301	4"	30"	20-7/16"	16.4		6.0
16-400361	4"	36"	22-15/16"	10.0		3.8
11-400361	4"	36"	22-15/16"	21.2		7.2
16-400481	4"	48"	27-7/8"	12.2		4.2
11-400481	4"	48"	27-7/8"	22.2		7.6

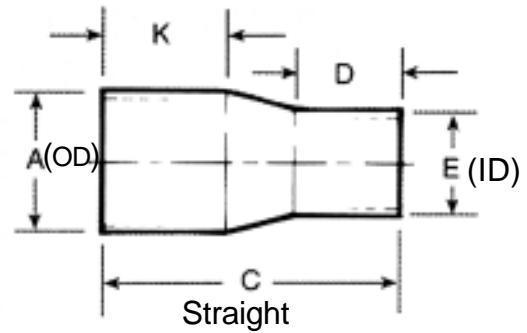
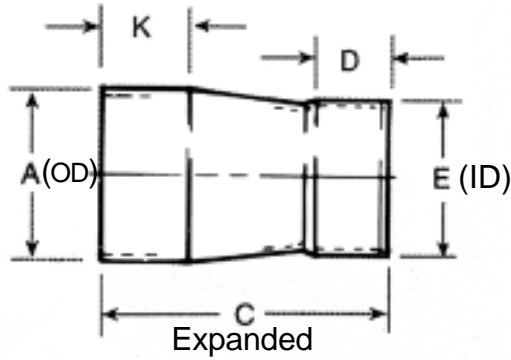
Coating available for highly abrasive materials



© 2009 MOLDERS CHOICE, Inc.

24 Hour Service - 7 Days a week
1-800-809-4623
 WebSite: www.molderschoice.com • Email: molders@molderschoice.com

MISC. COMPONENTS & FITTINGS

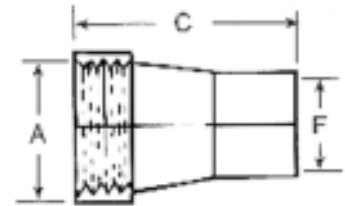


STANDARD REDUCING COUPLINGS - Stainless Steel & Aluminum

PART NO.	S. STEEL	ALUMINUM	SIZE	A(OD)	GAUGE	C	D	E(ID)	GAUGE	K
RC-212			2-1/8" x 2"	2-1/8"	16	4"	1-1/8"	2"	16	2"
RC-254		INQUIRE	2-1/2" X 2-1/8"	2-1/2"	16	4-1/2"	1-1/4"	2-1/8"	16	1-1/2"
RC-3041		ON	33" x 2-1/8"	3"	16	8-3/4"	1-1/4"	2-1/8"	16	2"
RC-304		ALL	3" X 2-1/2"	3"	16	5"	1-1/4"	2-1/2"	16	1-1/2"
RC-3541		PRICING	3-1/2" X 2-1/8"	3-1/2"	16	11"	1-1/4"	2-1/8"	16	2"
RC-3542		DUE TO	3-1/2" x 2-1/2"	3-1/2"	16	9-1/4"	1-1/4"	2-1/2"	16	2-7/8"
RC-354		FLUCTUATION	3-1/2" X 3"	3-1/2"	16	5-1/2"	1-1/4"	3"	16	2-1/8"
RC-4041		OF	4" X 2-1/8"	4"	16	13-1/2"	1-1/4"	2-1/8"	16	2"
RC-4042		STEEL	4" X 2-1/2"	4"	16	10-1/2"	1-1/4"	2-1/2"	16	2"
RC-4043		PRICING	4" x 3"	4"	16	9-1/4"	1-1/4"	3"	16	2"
RC-404			44" X 3-1/2"	4"	16	6"	1-1/4"	3-1/2"	16	1-1/2"

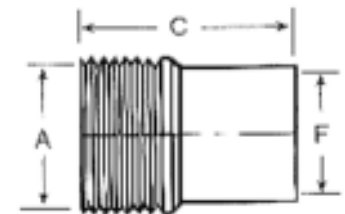
FEMALE ADAPTERS - Stainless Steel & Aluminum

PART NO.	S. STEEL	ALUMINUM	SIZE	A(NPT)	C	F(OD)	GAUGE
FA-151		INQUIRE	1-1/2" to 1-1/2"	2"	6"	2"	16
FA-201		ON	2" to 2"	2"	6"	2"	16
FA-251		ALL	2-1/2" to 2-1/2"	2-1/2"	6"	2-1/2"	16
FA-301		PRICING	3" to 3"	3"	6"	3"	16
FA-351		DUE TO	3-1/2" to 3-1/2"	3-1/2"	6"	3-1/2"	16
FA-401		FLUCTUATION	4" to 4"	4"	6-1/2"	4"	16
		OF					
		STEEL					
		PRICING					



MALE ADAPTERS - Stainless Steel & Aluminum

PART NO.	S. STEEL	ALUMINUM	SIZE	A(NPT)	C	F(OD)	GAUGE
MA-152		INQUIRE	1-1/2" to 1-1/2"	2"	6"	2"	16
MA-201		ON	2" to 2"	2"	6"	2"	16
MA-252		ALL	2-1/2" to 2-1/2"	2-1/2"	6"	2-1/2"	16
MA-302		PRICING	3" to 3"	3"	6"	3"	16
MA-352		DUE TO	3-1/2" to 3-1/2"	3-1/2"	6"	3-1/2"	16
MA-402		FLUCTUATION	4" to 4"	4"	6"	4"	16
		OF					
		STEEL					
		PRICING					



© 2009 MOLDERS CHOICE, Inc.



24 Hour Service - 7 Days a week

1-800-809-4623

WebSite: www.molderschoice.com • Email: molders@molderschoice.com

Cam and Groove COUPLINGS

Part A – Adapter X – Female NPT Thread

SIZE	PART #	MATERIAL	WEIGHT	PRICE
1-1/2"	A150FAL	ALUMINUM	0.25	INQUIRE
1-1/2"	A150FSS	STAINLESS	0.81	ON
2"	A200FAL	ALUMINUM	0.37	ALL
2"	A200FSS	STAINLESS	1.06	PRICING
2-1/2"	A250FAL	ALUMINUM	0.56	DUETO
2-1/2"	A250FSS	STAINLESS	1.56	FLUCTUATION
3"	A300FAL	ALUMINUM	0.75	OF
3"	A300FSS	STAINLESS	2.0	STEEL
4"	A400FAL	ALUMINUM	1.56	PRICING
4"	A400FSS	STAINLESS	4.12	



Part B – Coupler X – Male NPT Thread

SIZE	PART #	MATERIAL	WEIGHT	PRICE
1-14"	B125FAL	ALUMINUM	0.65	INQUIRE
1-14"	B125FSS	STAINLESS	0.65	ON
1-1/2"	B150FAL	ALUMINUM	0.75	ALL
1-1/2"	B150FSS	STAINLESS	1.56	PRICING
2"	B200FAL	ALUMINUM	0.94	DUETO
2"	B200FSS	STAINLESS	2.06	DUETO
2-1/2"	B250FAL	ALUMINUM	1.25	FLUCTUATION
2-1/2"	B250FSS	STAINLESS	2.94	OF
3"	B300FAL	ALUMINUM	1.75	OF
3"	B300FSS	STAINLESS	4.0	STEEL
4"	B400FAL	ALUMINUM	2.5	PRICING
4"	B400FSS	STAINLESS	6.5	

Part C – Coupler X – Hose Shank

SIZE	PART #	MATERIAL	WEIGHT	PRICE
1-1/2"	C150FAL	ALUMINUM	0.78	INQUIRE
1-1/2"	C150FSS	STAINLESS	1.84	ON
2"	C200FAL	ALUMINUM	1.16	ALL
2"	C200FSS	STAINLESS	2.31	PRICING
2-1/2"	C250FAL	ALUMINUM	1.56	DUETO
2-1/2"	C250FSS	STAINLESS	3.12	FLUCTUATION
3"	C300FAL	ALUMINUM	2	OF
3"	C300FSS	STAINLESS	4.87	STEEL
4"	C400FAL	ALUMINUM	3.37	PRICING
4"	C400FSS	STAINLESS	8.25	

Part D – Coupler X – Female NPT Thread

SIZE	PART #	MATERIAL	WEIGHT	PRICE
1-1/2"	D150FAL	ALUMINUM	0.84	INQUIRE
1-1/2"	D150FSS	STAINLESS	1.81	ON
2"	D200FAL	ALUMINUM	1	ALL
2"	D200FSS	STAINLESS	2.37	PRICING
2-1/2"	D250FAL	ALUMINUM	1.41	DUETO
2-1/2"	D250FSS	STAINLESS	3.16	FLUCTUATION
3"	D300FAL	ALUMINUM	1.78	OF
3"	D300FSS	STAINLESS	4.09	STEEL
4"	D400FAL	ALUMINUM	2.81	PRICING
4"	D400FSS	STAINLESS	7	

Part E – Adapter X – Hose Shank

SIZE	PART #	MATERIAL	WEIGHT	PRICE
1-1/2"	E150FAL	ALUMINUM	0.37	INQUIRE
1-1/2"	E150FSS	STAINLESS	1.65	ON
2"	E200FAL	ALUMINUM	0.84	ALL
2"	E200FSS	STAINLESS	2.75	PRICING
2-1/2"	E250FAL	ALUMINUM	0.91	DUETO
2-1/2"	E250FSS	STAINLESS	3.5	FLUCTUATION
3"	E300FAL	ALUMINUM	1.47	OF
3"	E300FSS	STAINLESS	4.06	STEEL
4"	E400FAL	ALUMINUM	2.5	PRICING
4"	E400FSS	STAINLESS	7.81	

Part F – Adapter X – Male NPT Thread

SIZE	PART #	MATERIAL	WEIGHT	PRICE
1-1/2"	F150FAL	ALUMINUM	0.05	INQUIRE
1-1/2"	F150FSS	STAINLESS	1.28	ON
2"	F200FAL	ALUMINUM	0.53	ALL
2"	F200FSS	STAINLESS	1.75	PRICING
2-1/2"	F250FAL	ALUMINUM	0.81	DUETO
2-1/2"	F250FSS	STAINLESS	3.25	FLUCTUATION
3"	F300FAL	ALUMINUM	1.37	OF
3"	F300FSS	STAINLESS	4.5	STEEL
4"	F400FAL	ALUMINUM	2.28	PRICING
4"	F400FSS	STAINLESS	7	



24 Hour Service - 7 Days a week
1-800-809-4623
 WebSite: www.molderschoice.com • Email: molders@molderschoice.com

Cam and Groove COUPLINGS

Part V – COUPLE DUST CAP

SIZE	PART#	MATERIAL	WEIGHT	PRICE
1-1/2"	V150FAL	ALUMINUM	0.81	INQUIRE
1-1/2"	V150FSS	STAINLESS	1.5	ON
2"	V200FAL	ALUMINUM	0.94	ALL
2"	V200FSS	STAINLESS	2.06	PRICING
2-1/2"	V250FAL	ALUMINUM	1.19	DUE TO
2-1/2"	V250FSS	STAINLESS	2.84	FLUCTUATION
3"	V300FAL	ALUMINUM	1.78	OF
3"	V300FSS	STAINLESS	3.75	STEEL
4"	V400FAL	ALUMINUM	2.5	PRICING
4"	V400FSS	STAINLESS	5.31	



Part W
Adapter Dust Plug

Part W – ADAPTER DUST PLUG

SIZE	PART#	MATERIAL	WEIGHT	PRICE
1-1/2"	W150FAL	ALUMINUM	0.22	INQUIRE
1-1/2"	W150FSS	STAINLESS	1	ON
2"	W200FAL	ALUMINUM	0.34	ALL
2"	W200FSS	STAINLESS	1.44	PRICING
2-1/2"	W250FAL	ALUMINUM	0.44	DUE TO
2-1/2"	W250FSS	STAINLESS	2	FLUCTUATION
3"	W300FAL	ALUMINUM	0.87	OF
3"	W300FSS	STAINLESS	2.62	STEEL
4"	W400FAL	ALUMINUM	1.37	PRICING
4"	W400FSS	STAINLESS	5.25	

Part AW – QUICK ADAPTER

SIZE	PART#	MATERIAL	WEIGHT	PRICE
2"	AWS200AL-16A	ALUMINUM	0.77	INQUIRE
2"	AWS200AL-14A	ALUMINUM	0.89	ON
2"	AWS200AL-11A	ALUMINUM	1.2	ALL
2-1/2"	AWS250AL-16A	ALUMINUM	0.95	PRICING
2-1/2"	AWS250AL-14A	ALUMINUM	1.02	DUE TO
2-1/2"	AWS250AL-11A	ALUMINUM	1.3	FLUCTUATION
3"	AWS300AL-16A	ALUMINUM	1.33	OF
3"	AWS300AL-14A	ALUMINUM	1.47	STEEL
3"	AWS300AL-11A	ALUMINUM	1.75	PRICING
4"	AWS400AL-16A	ALUMINUM	1.97	
4"	AWS400AL-14A	ALUMINUM	2.18	
4"	AWS400AL-11A	ALUMINUM	2.53	



Part AW Adapter



Part DW Coupler

Part DW – QUICK COUPLERS

SIZE	PART#	MATERIAL	WEIGHT	PRICE
2"	DWS200AL-16A	ALUMINUM	1.19	INQUIRE
2"	DWS200AL-14A	ALUMINUM	1.33	ON
2"	DWS200AL-11A	ALUMINUM	1.54	ALL
2-1/2"	DWS250AL-16A	ALUMINUM	1.58	PRICING
2-1/2"	DWS250AL-14A	ALUMINUM	1.65	DUE TO
2-1/2"	DWS250AL-11A	ALUMINUM	1.93	FLUCTUATION
3"	DWS300AL-16A	ALUMINUM	2.61	OF
3"	DWS300AL-14A	ALUMINUM	2.75	STEEL
3"	DWS300AL-11A	ALUMINUM	3.03	PRICING
4"	DWS400AL-16A	ALUMINUM	3.25	
4"	DWS400AL-14A	ALUMINUM	3.46	
4"	DWS400AL-11A	ALUMINUM	3.81	

Part FC – COMPRESSION QUICK ADAPTERS (Adapter X – Tubing Compression Fitting)

SIZE	PART#	MATERIAL	PRICE
1-1/2"	FC150AL	ALUMINUM	INQUIRE ON ALL PRICING DUE TO FLUCTUATION OF STEEL PRICING
2"	FC200AL	ALUMINUM	
2-1/2"	FC250AL	ALUMINUM	
3"	FC300AL	ALUMINUM	



Part FC Adapter



Part BC Coupler

Part BC – COMPRESSION QUICK COUPLER (Coupler X – Tubing Compression Fitting)

SIZE	PART#	MATERIAL	PRICE
1-1/2"	BC150AL	ALUMINUM	INQUIRE ON ALL PRICING DUE TO FLUCTUATION OF STEEL PRICING
2"	BC200AL	ALUMINUM	
2-1/2"	BC250AL	ALUMINUM	
3"	BC300AL	ALUMINUM	

© 2009 MOLDERS CHOICE, Inc.



24 Hour Service - 7 Days a week

1-800-809-4623

WebSite: www.molderschoice.com • Email: molders@molderschoice.com